


10x15 MONARCH TENT





(10% Scale)



10'x15' FLAT MONARCH ROOF
ROOF VISUAL: 120”h x 178.5”w
VALANCE VISUAL: A/C 16”h x 178.5”w B/D 16”h x 120”w
ROOF SAFETY: 118”h x 176.5”w
VALANCE SAFETY: A/C 10”h x 172.5”w B/D 10”h x 114”w

KEY

These lines will not be printed on the final product.

- | | | | |
|---|---|---|---|
|  |  |  |  |
| Seam
Seam in material falls here. | Safety
Keep logos and text within this area. | Visual
This line represents the finished size of the product. | Bleed
Extend your art to this line to be sure there aren't white edges on your art. |

Customer Art Submission Guidelines

Preferred File Formats: Adobe Illustrator, Photoshop, Tiffs and Adobe PDF.

Scale: Please set up your file at 10% scale, with embedded graphics of at least 720 dpi.

Example: To set up a 80.75"h x 130"w full wall, your file size should be 8.075"h x 13"w.

Fonts: All fonts must be converted to outlines. If possible, font files (OTF or TTF) should also be included.

Images: 72 dpi at full size (720 dpi @ 10% scale) is optimal for photographic images. Any vector art will print at its highest possible resolution. Images should be embedded, or the native file provided.

Color Profile: Set up photographic images in CMYK color mode (RGB photos will be converted). Specific Pantone colors should have PMS Coated Swatch assigned to all art and copy.

***PLEASE PACKAGE ALL ART FILES THAT INCLUDE FONTS AND IMAGES.**

****ALL ELECTRONIC FILES SHOULD BE ACCOMPANIED BY A COMPOSITE PDF.**

