

# MONARCH WALL

(10% Scale)

INSIDE



OUTSIDE



15' MONARCH FULL WALL - 15' LEG




BLEED: 100”h x 180.5”w

VISUAL: 98”h x 178.5”w

SAFETY: 92.3”h x 162”w

## KEY

These lines will not be printed on the final product.

			
<b>Seam</b>	<b>Safety</b>	<b>Visual</b>	<b>Bleed</b>
Seam in material falls here.	Keep logos and text within this area.	This line represents the finished size of the product.	Extend your art to this line to be sure there aren't white edges on your art.

## Customer Art Submission Guidelines

**Preferred File Formats:** Adobe Illustrator, Photoshop, Tiffs and Adobe PDF.

**Scale:** Please set up your file at 10% scale, with embedded graphics of at least 720 dpi.

**Example:** To set up a 80.75"h x 130"w full wall, your file size should be 8.075"h x 13"w.

**Fonts:** All fonts must be converted to outlines. If possible, font files (OTF or TTF) should also be included.

**Images:** 72 dpi at full size (720 dpi @ 10% scale) is optimal for photographic images. Any vector art will print at its highest possible resolution. Images should be embedded, or the native file provided.

**Color Profile:** Set up photographic images in CMYK color mode (RGB photos will be converted). Specific Pantone colors should have PMS Coated Swatch assigned to all art and copy.

**\*PLEASE PACKAGE ALL ART FILES THAT INCLUDE FONTS AND IMAGES.**

**\*\*ALL ELECTRONIC FILES SHOULD BE ACCOMPANIED BY A COMPOSITE PDF.**

