

IMPORTANT: TENT BALLASTING

Because our quick deploy tents can be stored as quick as they set up, we strongly recommend collapsing the frame system at night or when not in use.

FOOTPLATES (INCLUDED)

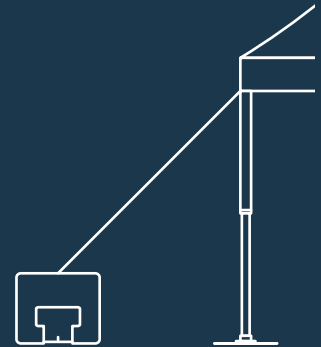
Our 55-pound footplates should always be used when setting up any of our pop-up tent models in an outdoor environment.



IN ADDITION TO USING OUR 55-POUND FOOTPLATES, IF YOU ARE PLANNING TO LEAVE THE TENT UP FOR LONGER PERIODS OF TIME OR IN WIND PRONE AREAS, IT IS REQUIRED THAT YOU USE ONE OF THE BALLASTING OPTIONS BELOW.

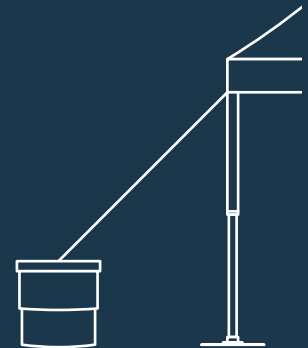
GUY STRAPS & CEMENT BALLASTING BLOCKS

This ballasting method should be used when setting up on pavement, concrete or other hard surfaces where staking is not permitted. You can contact your local ballasting company (rental companies, local concrete companies, barricade companies). The included guy straps should be attached at a 45-degree angle.




GUY STRAPS & WATER BARRELS

Another option, when setting up on pavement, concrete or other hard surfaces are specially designed water barrels (Giffy Water Barells). TentCraft can help you source these or you can contact a local tent rental or ballasting company. The included guy straps should be attached at a 45-degree angle.



GUY STRAPS & STAKE KIT (INCLUDED)

When on grass or other surfaces where staking is permitted and possible, our heavy duty spiral stakes should be used with the guy straps at a 45-degree angle (in addition to footplates).



STAKE KIT



CORNER LOOP

